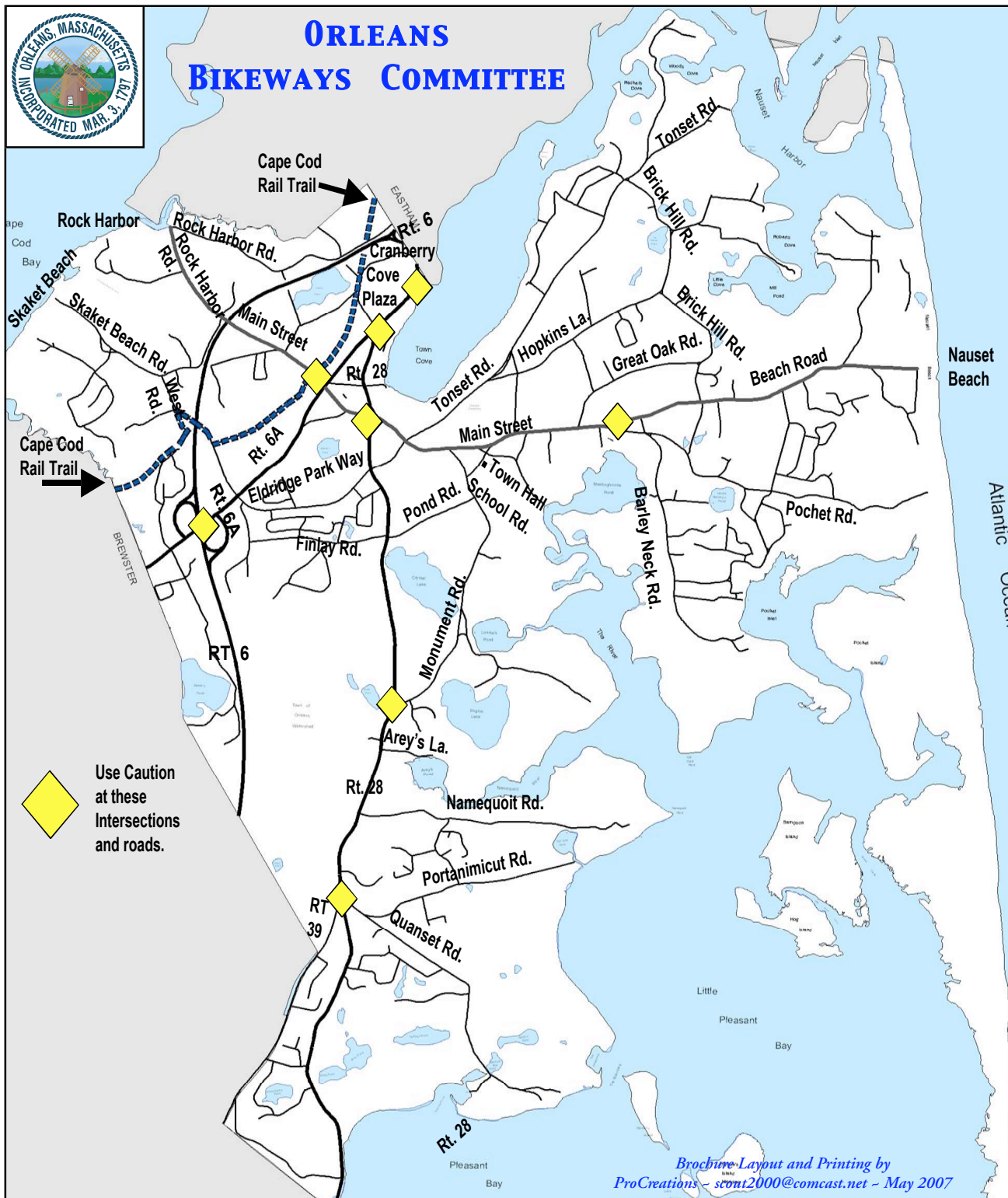




ORLEANS BIKEWAYS COMMITTEE



MASSACHUSETTS BICYCLE LAWS & MAP OF ORLEANS

PRESENTED BY THE

ORLEANS BIKEWAYS COMMITTEE



ORLEANS TOWN HALL
19 SCHOOL ROAD
ORLEANS, MA 02653
508-240-3700

WWW.TOWN.ORLEANS.MA.US

PLEASE RIDE SAFELY!

Massachusetts Bicycle Laws

- When riding your Bike you are a vehicle and you must obey all traffic laws, signs and traffic lights.



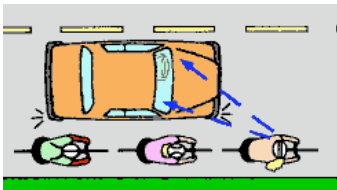
- You must ride on the Right side of the road.



- You must give pedestrians the Right of Way and give an audible signal (Horn/Bell) or say "Passing Left" or "Passing right"



- You must ride single file.

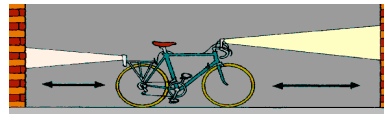
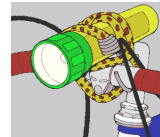


- For your safety, always wear a bike helmet.



Your Bike Must Have:

- Working Brakes.
- A white headlight and a red taillight on for night riding and reflectors on the pedals, both wheels, and at the front and rear.



You must notify the police of any accident involving personal injury or property damage over \$100.
Emergency Telephone Numbers:

- Police Department: 508-255-0117
- Fire & Rescue: 508-255-0050
- Emergency: 911

You Must Use Hand Signals to Let People Know You Plan to Stop or Turn

LEFT: To make a left turn extend left arm straight out to the side



LEFT

RIGHT: To make a right turn bend left arm in an upward position.



RIGHT


~Or~

Extend your right arm straight out to the side.



RIGHT

STOP: To Stop extend your left arm in a downward motion.



STOP